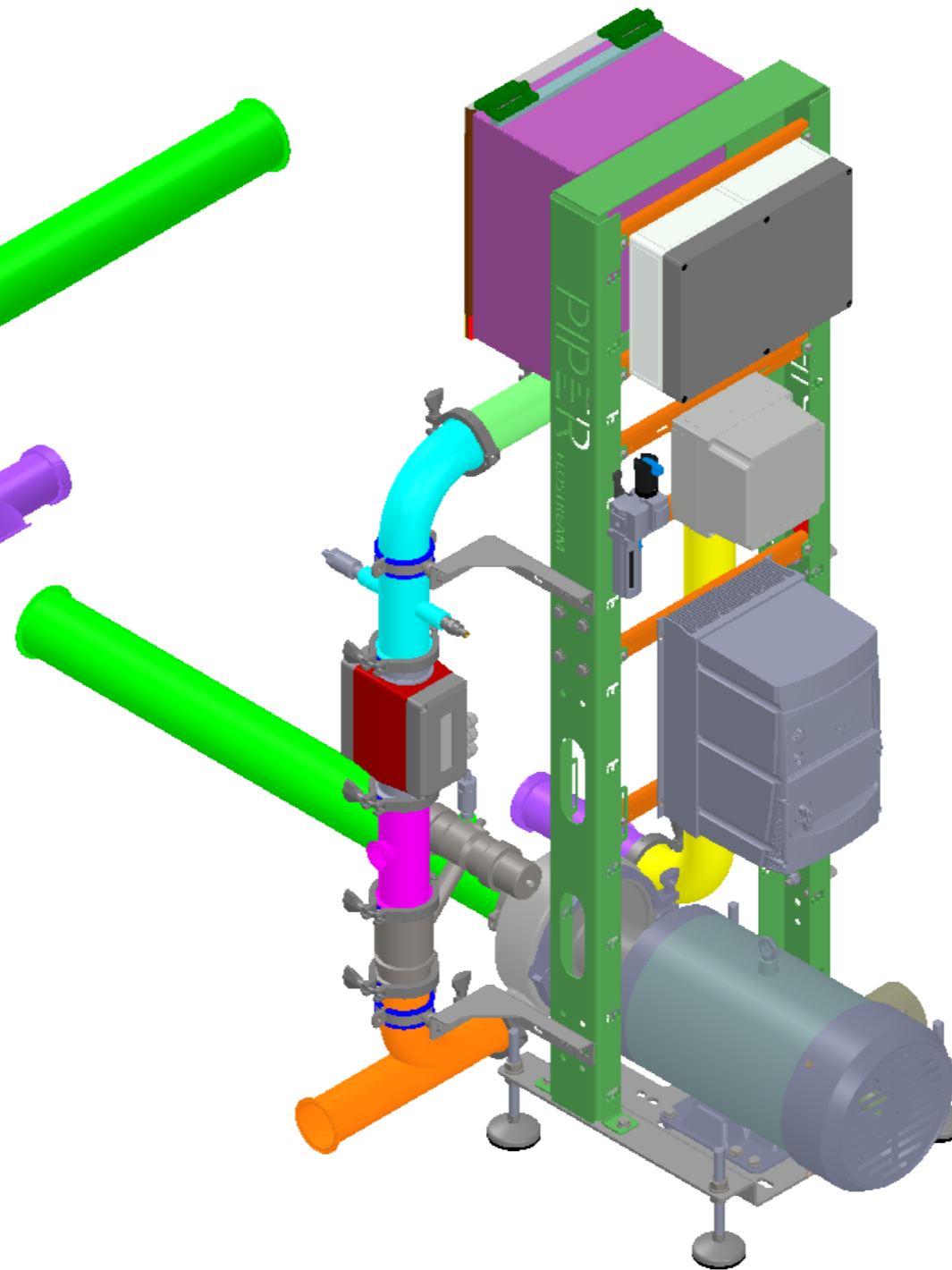
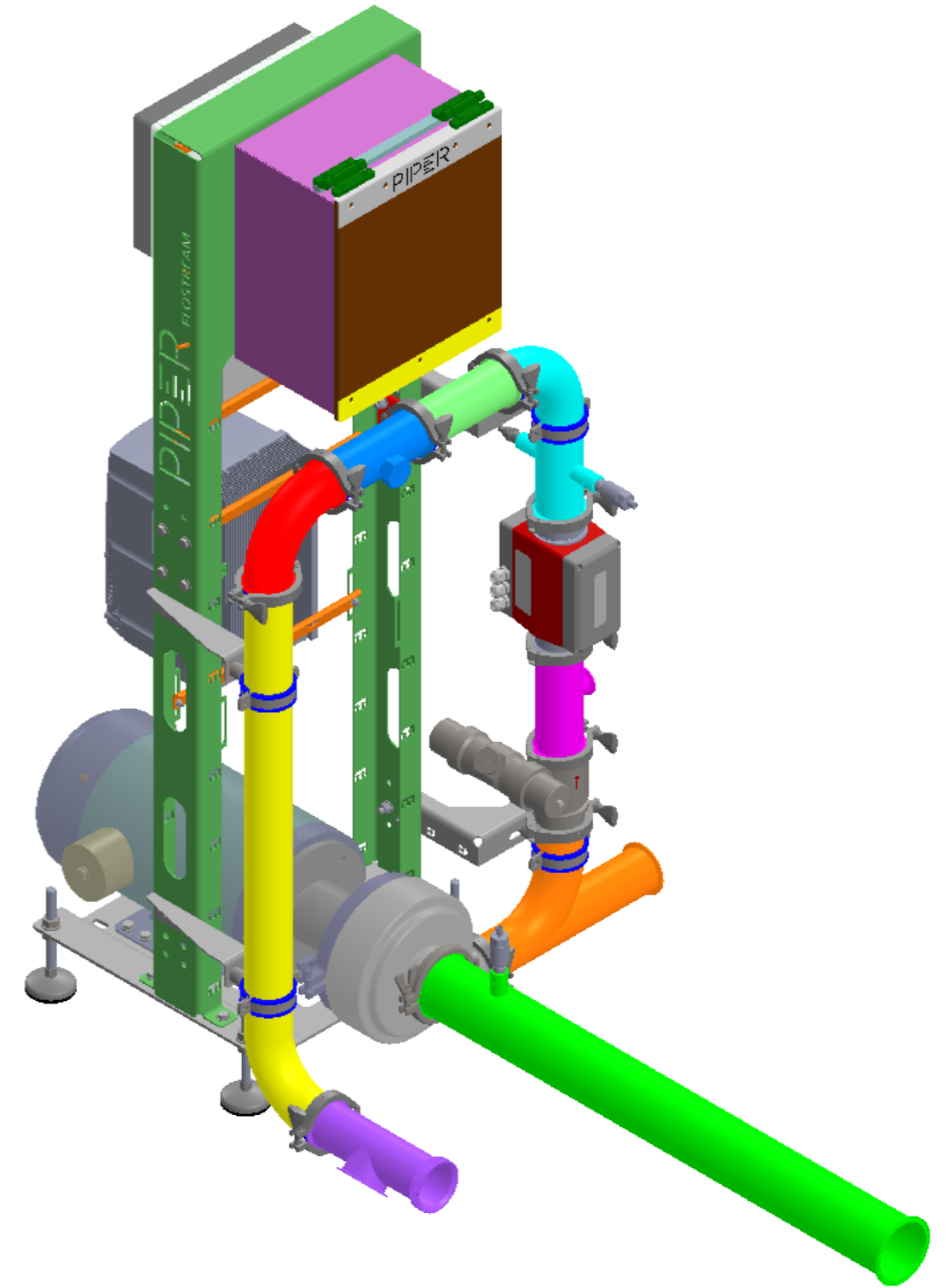


REAR ISOMETRIC VIEW 2

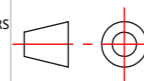


REAR ISOMETRIC VIEW 1



ISOMETRIC VIEW

UNLESS OTHERWISE SPECIFIED:  
DIMENSIONS ARE IN MILLIMETERS  
TOLERANCES:  
LINEAR: ±2mm  
ANGULAR: ±1°



NAME	DATE
DRAWN BY: R Wilson	18/12/2025
CHK'D BY:	
MATERIAL:	
FINISH:	

THIS DRAWING AND DESIGN REMAINS THE PROPERTY OF PIPER SYSTEMS LTD. IT MAY NOT BE REPRODUCED IN WHOLE OR PART OR USED FOR MANUFACTURING PURPOSES WITHOUT PRIOR WRITTEN CONSENT FROM DC PIPER SYSTEMS LTD.

DEBUR AND BREAK SHARP EDGES

**PIPER**  
EVERY PRECIOUS DROP

Piper Systems Ltd.,  
Unit 3,  
Sunnybank Business Centre  
Bray, Co. Wicklow, Ireland.  
PH:+353 (0)1 282 9844  
www.pipersystems.com

Client:  
Piper Systems

Project:  
6934-ASM-Instructions

A3

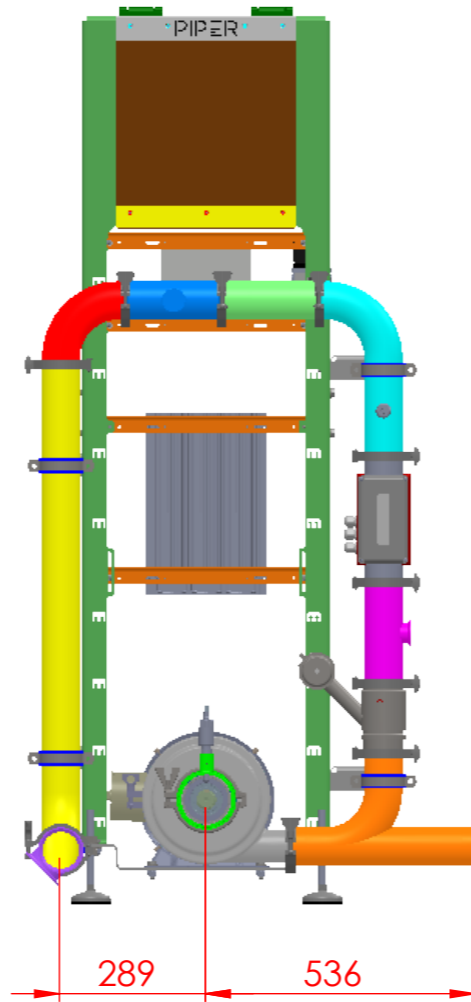
REVISION

DO NOT SCALE DRAWING

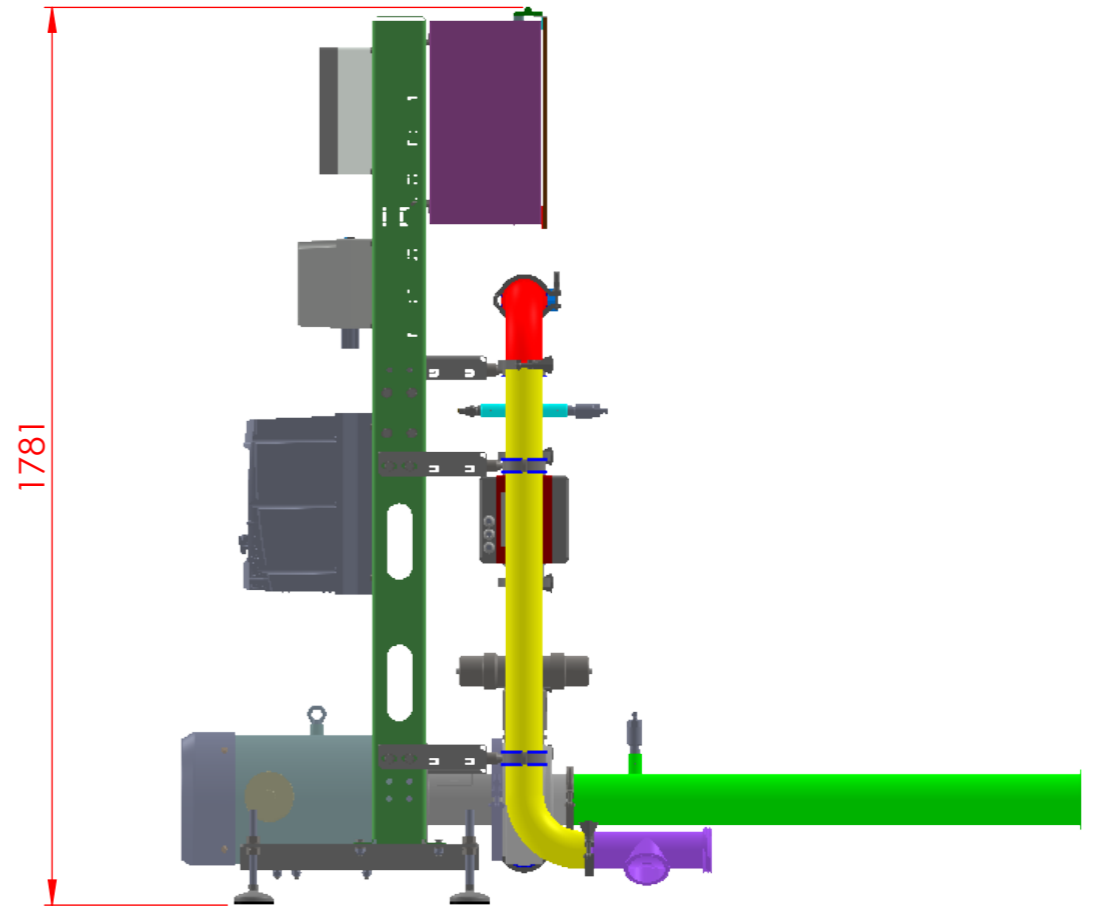
SHEET 1 OF 13

**BOM Table**

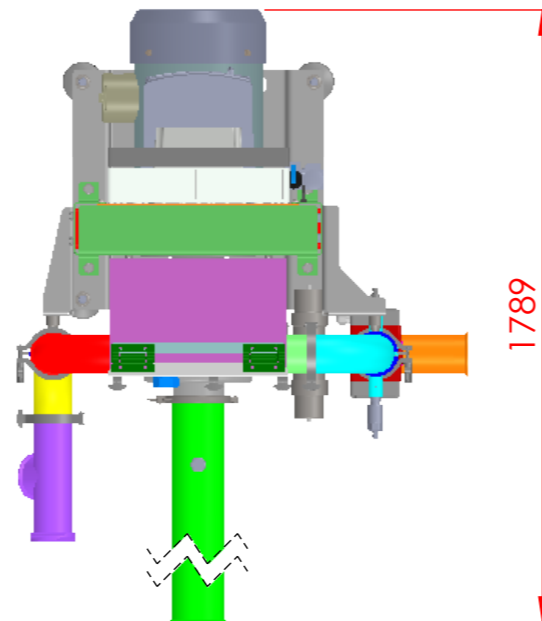
ITEM NO.	DESCRIPTION	PART TYPE	QTY.
1	M10 Flat Washer	Fastener	54
2	M10 Locknut	Fastener	26
3	M10 x 30 Hex Head A4-80	Fastener	28
4	M16 Ord Nut-A2-70	Fastener	8
5	M6 Nyloc Nut	Fastener	12
6	M6 x 20 Hex Bolt	Fastener	12
7	M16 Flat Washer	Fastener	8
8	M6 Flat Washer	Fastener	24
9	Air Prep Unit	Free Issue	1
10	Lumaco 3" BF Valve	Free Issue	1
11	7 Port Sampling Tee	Free Issue	1
12	Air Box	Free Issue	1
13	10 Hp Pump	Free Issue	1
14	Electrical Enclosure	Free Issue	1
15	PARPT0001-Liquid Probe 11mm	Free Issue	1
16	PARPR005-Liquid Probe 38mm	Free Issue	1
17	PARPRO0002-Temp Probe	Free Issue	1
18	Invertek VSD	Free Issue	1
19	PD340 Flowmeter	Free Issue	1
20	Frame Leg	Laser Cut	2
21	Frame Top	Laser Cut	1
22	Leg Joiner Plate	Laser Cut	2
23	Mounting Strap	Laser Cut	6
24	Pipe Clip Bracket	Laser Cut	2
25	RHS Pipe Clip Bracket	Laser Cut	2
26	3" 90 Deg Elbow C_C	Pipe Fitting	1
27	3" x 1.5" Reducing Tee-Clamped	Pipe Fitting	1
28	3" Swept Tee	Pipe Spool	1
29	Double Sensor Spool	Pipe Spool	1
30	Sampling Tee Spool	Pipe Spool	1
31	Vertical Spool	Pipe Spool	1
32	Pump Suction Pipe	Pipe Spool	1
33	End Connection Spool	Pipe Spool	1
34	3" Triclover Gasket	Purchased	10
35	3" Triclover Clamp	Purchased	10
36	4" Triclover Gasket	Purchased	1
37	4" Triclover Clamp	Purchased	1
38	M16 x 150 Adj Foot	Purchased	4
39	Rubber Lined Pipe Clip	Purchased	4



**ELEVATION**



**END VIEW**



**PLAN**

UNLESS OTHERWISE SPECIFIED: DIMENSIONS ARE IN MILLIMETERS TOLERANCES: LINEAR: ±2mm ANGULAR: ±1°		
NAME	DATE	
DRAWN BY: R Wilson	18/12/2025	
CHK'D BY:		
MATERIAL:		
FINISH:		
THIS DRAWING AND DESIGN REMAINS THE PROPERTY OF PIPER SYSTEMS LTD. IT MAY NOT BE REPRODUCED IN WHOLE OR PART OR USED FOR MANUFACTURING PURPOSES WITHOUT PRIOR WRITTEN CONSENT FROM PIPER SYSTEMS LTD.		
<b>DEBUR AND BREAK SHARP EDGES</b>		

**EVERY PRECIOUS DROP**

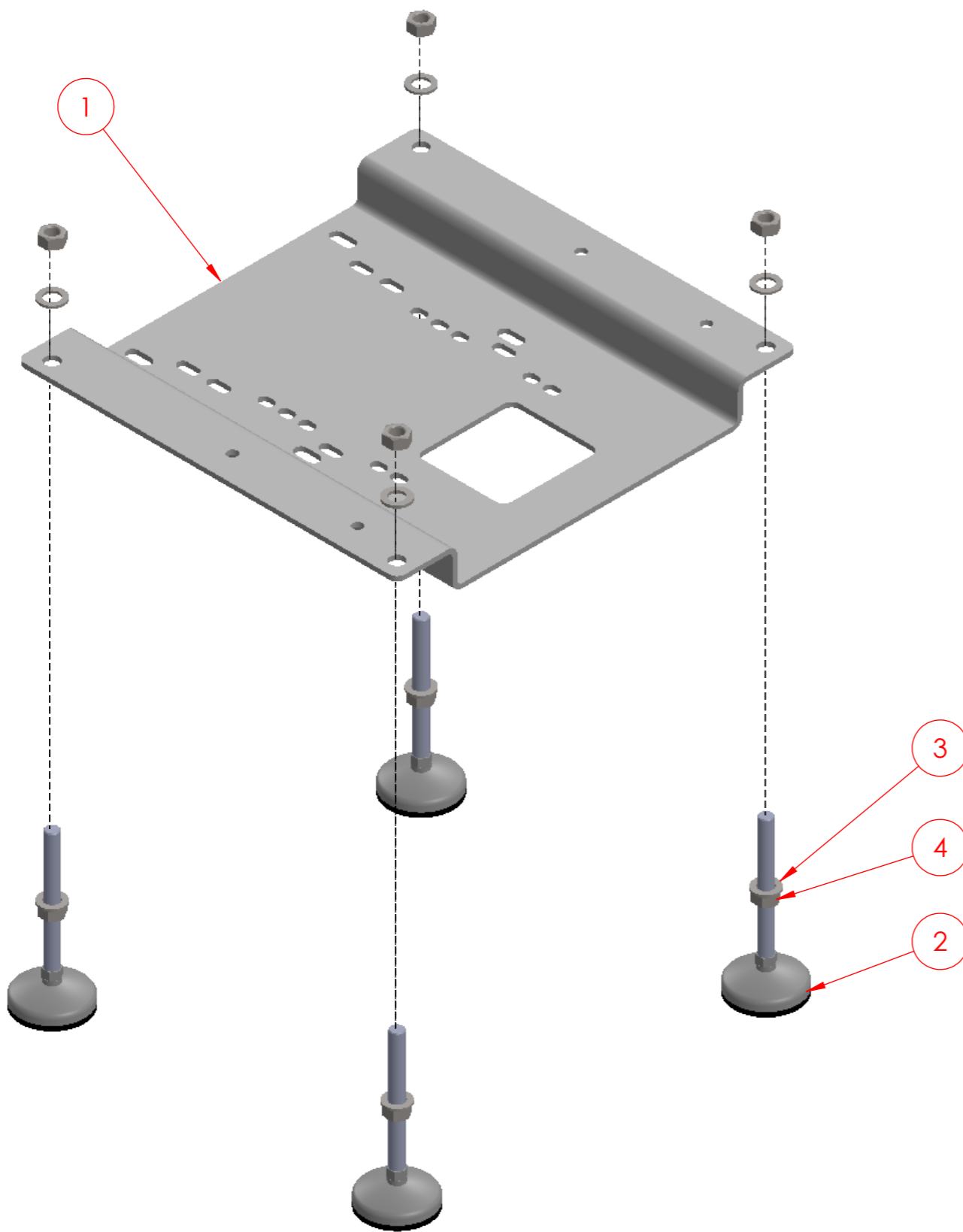
**Piper Systems Ltd.,**  
Unit 3,  
Sunnybank Business Centre  
Bray, Co. Wicklow, Ireland.  
PH:+353 (0)1 282 9844  
www.pipersystems.com


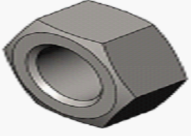
**A3**

REVISION

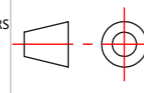
Client:	Piper Systems
Project:	6934-ASM-Instructions
DO NOT SCALE DRAWING	SHEET 2 OF 13

# STEP 1



BOM Table			
DOCUMENT PREVIEW	ITEM NO.	DESCRIPTION	QTY.
	1	FloStream Base Plate	1
	2	M16 x 150 Adj Foot	4
	3	M16 Flat Washer	8
	4	M16 Ord Nut-A2-70	8

UNLESS OTHERWISE SPECIFIED:  
DIMENSIONS ARE IN MILLIMETERS  
TOLERANCES:  
LINEAR: ±2mm  
ANGULAR: ±1°



NAME	DATE
DRAWN BY: R Wilson	18/12/2025
CHK'D BY:	
MATERIAL:	
FINISH:	

**PIPER**  
EVERY PRECIOUS DROP

**Piper Systems Ltd.,**  
Unit 3,  
Sunnybank Business Centre  
Bray, Co. Wicklow, Ireland.  
PH:+353 (0)1 282 9844  
www.pipersystems.com

THIS DRAWING AND DESIGN REMAINS THE PROPERTY OF PIPER SYSTEMS LTD. IT MAY NOT BE REPRODUCED IN WHOLE OR PART OR USED FOR MANUFACTURING PURPOSES WITHOUT PRIOR WRITTEN CONSENT FROM DC PIPER SYSTEMS LTD.

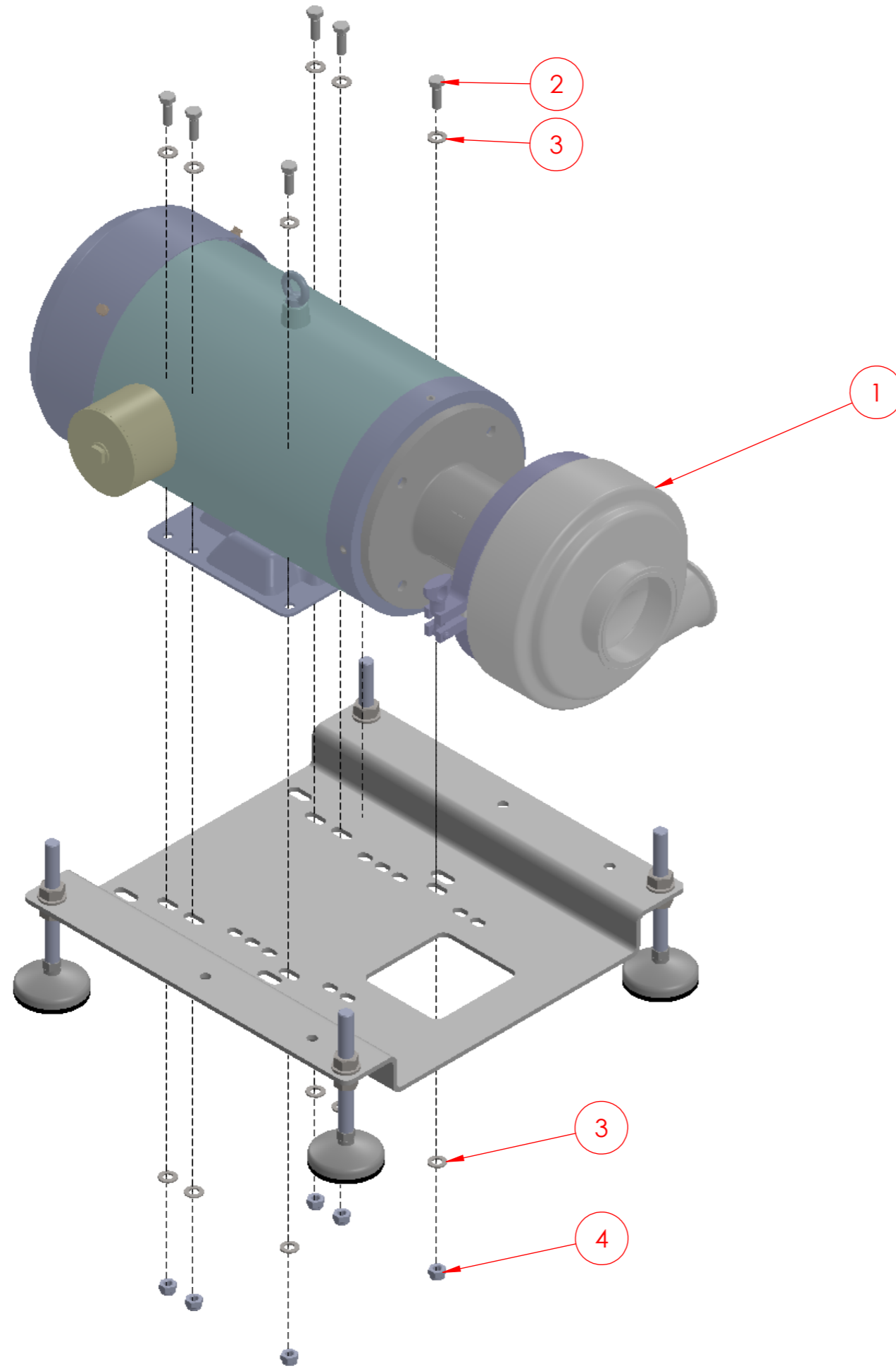
Client: <b>Piper Systems</b>	Project: <b>6934-ASM-Instructions</b>	A3
DO NOT SCALE DRAWING		REVISION

DEBUR AND BREAK SHARP EDGES

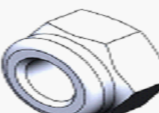
DO NOT SCALE DRAWING

SHEET 3 OF 13

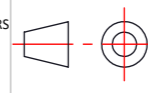
# STEP 2



**EXPLODED ISOMETRIC VIEW**

BOM Table			
DOCUMENT PREVIEW	ITEM NO.	DESCRIPTION	QTY.
	1	10 Hp Pump	1
	2	M10 x 30 Hex Head A4-80	6
	3	M10 Flat Washer	12
	4	M10 Locknut	6

UNLESS OTHERWISE SPECIFIED:  
DIMENSIONS ARE IN MILLIMETERS  
TOLERANCES:  
LINEAR: ±2mm  
ANGULAR: ±1°



NAME	DATE
DRAWN BY: R Wilson	18/12/2025
CHK'D BY:	
MATERIAL:	
FINISH:	

THIS DRAWING AND DESIGN REMAINS THE PROPERTY OF PIPER SYSTEMS LTD. IT MAY NOT BE REPRODUCED IN WHOLE OR PART OR USED FOR MANUFACTURING PURPOSES WITHOUT PRIOR WRITTEN CONSENT FROM DC PIPER SYSTEMS LTD.

**PIPER** **Piper Systems Ltd.,**  
Unit 3,  
Sunnybank Business Centre  
Bray, Co. Wicklow, Ireland.  
PH:+353 (0)1 282 9844  
[www.pipersystems.com](http://www.pipersystems.com)

EVERY PRECIOUS DROP

Client:  
**Piper Systems**

Project:  
**6934-ASM-Instructions**

**DEBUR AND BREAK SHARP EDGES**

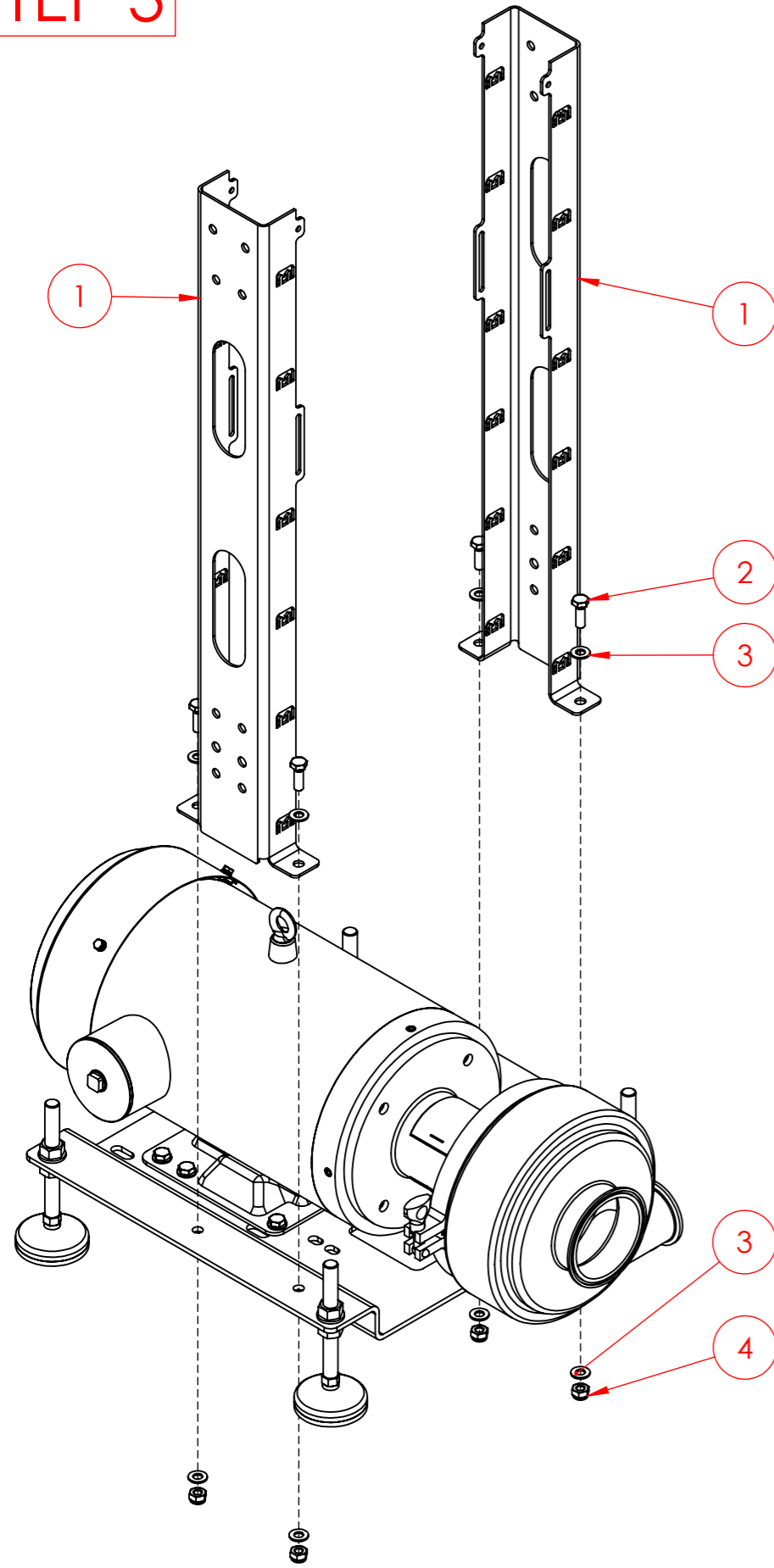
DO NOT SCALE DRAWING

SHEET 4 OF 13


A3

REVISION


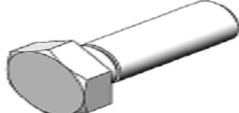

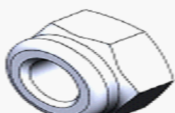
# STEP 3



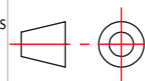
**EXPLODED ISOMETRIC VIEW**



**ISOMETRIC VIEW**

BOM Table			
DOCUMENT PREVIEW	ITEM NO.	DESCRIPTION	QTY.
	1	Frame Leg	2
	2	M10 x 30 Hex Head A4-80	4
	3	M10 Flat Washer	8
	4	M10 Locknut	4

UNLESS OTHERWISE SPECIFIED:  
DIMENSIONS ARE IN MILLIMETERS  
TOLERANCES:  
LINEAR: ±2mm  
ANGULAR: ±1°



NAME	DATE
DRAWN BY: R Wilson	18/12/2025
CHK'D BY:	
MATERIAL:	
FINISH:	

THIS DRAWING AND DESIGN REMAINS THE PROPERTY OF PIPER SYSTEMS LTD. IT MAY NOT BE REPRODUCED IN WHOLE OR PART OR USED FOR MANUFACTURING PURPOSES WITHOUT PRIOR WRITTEN CONSENT FROM PIPER SYSTEMS LTD.

**DEBUR AND BREAK SHARP EDGES**

**PIPER**

**Piper Systems Ltd.,**  
Unit 3,  
Sunnybank Business Centre  
Bray, Co. Wicklow, Ireland.  
PH:+353 (0)1 282 9844  
[www.pipersystems.com](http://www.pipersystems.com)

EVERY PRECIOUS DROP

Client:  
**Piper Systems**

Project:  
**6934-ASM-Instructions**

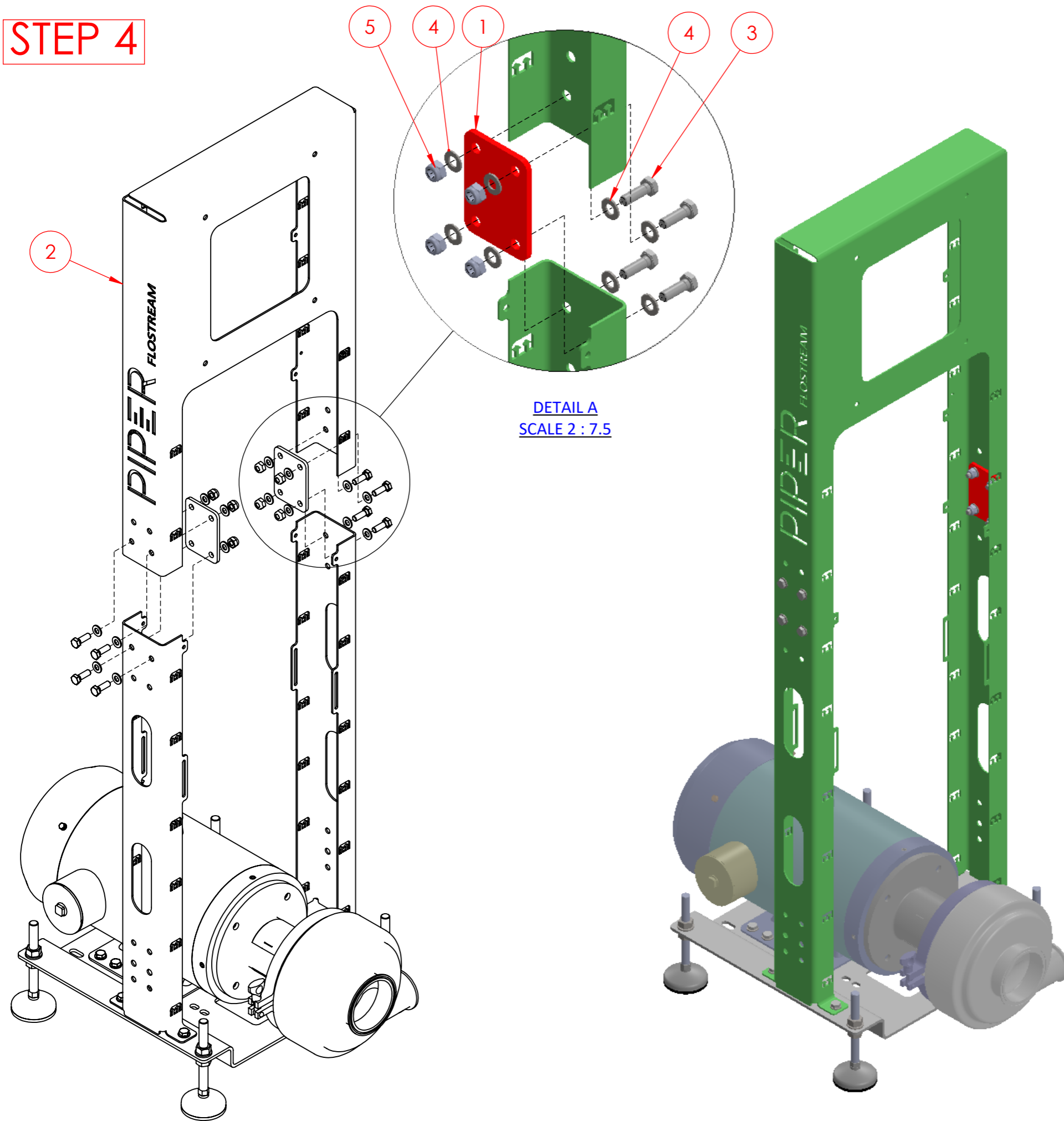
DO NOT SCALE DRAWING

SHEET 5 OF 13

A3

REVISION

# STEP 4



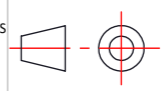
DETAIL A  
SCALE 2 : 7.5

EXPLODED ISOMETRIC VIEW

ISOMETRIC VIEW

BOM Table			
DOCUMENT PREVIEW	ITEM NO.	DESCRIPTION	QTY.
	1	Leg Joiner Plate	2
	2	Frame Top	1
	3	M10 x 30 Hex Head A 4-80	8
	4	M10 Flat Washer	16
	5	M10 Locknut	8

UNLESS OTHERWISE SPECIFIED:  
DIMENSIONS ARE IN MILLIMETERS  
TOLERANCES:  
LINEAR: ±2mm  
ANGULAR: ±1°



NAME	DATE
DRAWN BY: R Wilson	18/12/2025
CHK'D BY:	
MATERIAL:	
FINISH:	

**PIPER** **Piper Systems Ltd.,**  
Unit 3,  
Sunnybank Business Centre  
Bray, Co. Wicklow, Ireland.  
PH:+353 (0)1 282 9844  
www.pipersystems.com


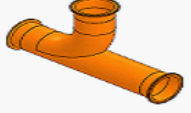






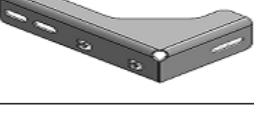
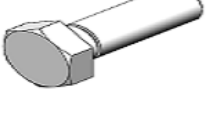


EVERY PRECIOUS DROP

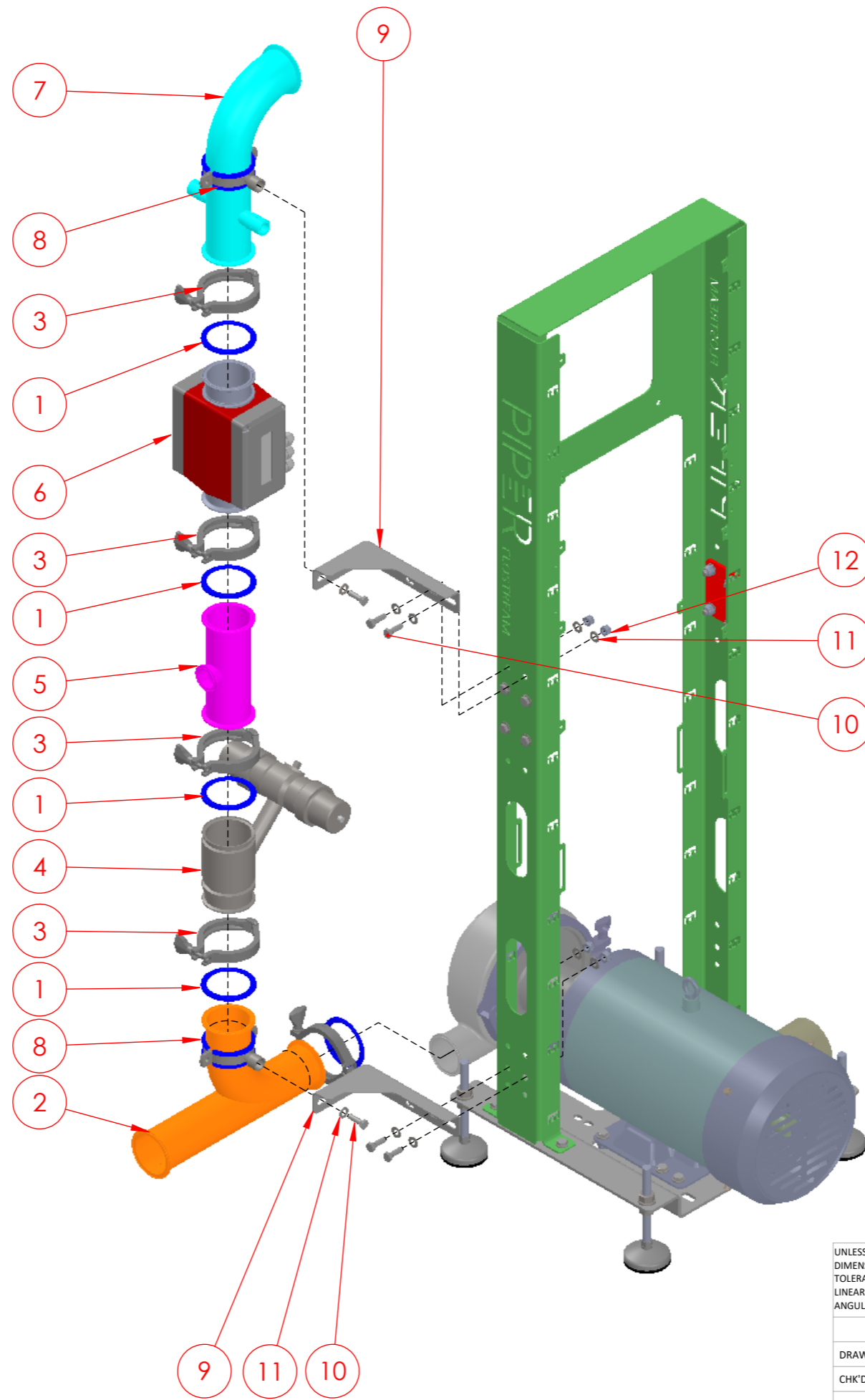
THIS DRAWING AND DESIGN REMAINS THE PROPERTY OF PIPER SYSTEMS LTD. IT MAY NOT BE REPRODUCED IN WHOLE OR PART OR USED FOR MANUFACTURING PURPOSES WITHOUT PRIOR WRITTEN CONSENT FROM PIPER SYSTEMS LTD.

**DEBUR AND BREAK SHARP EDGES**

Client:	Piper Systems
Project:	6934-ASM-Instructions
DO NOT SCALE DRAWING	SHEET 6 OF 13
A3	REVISION

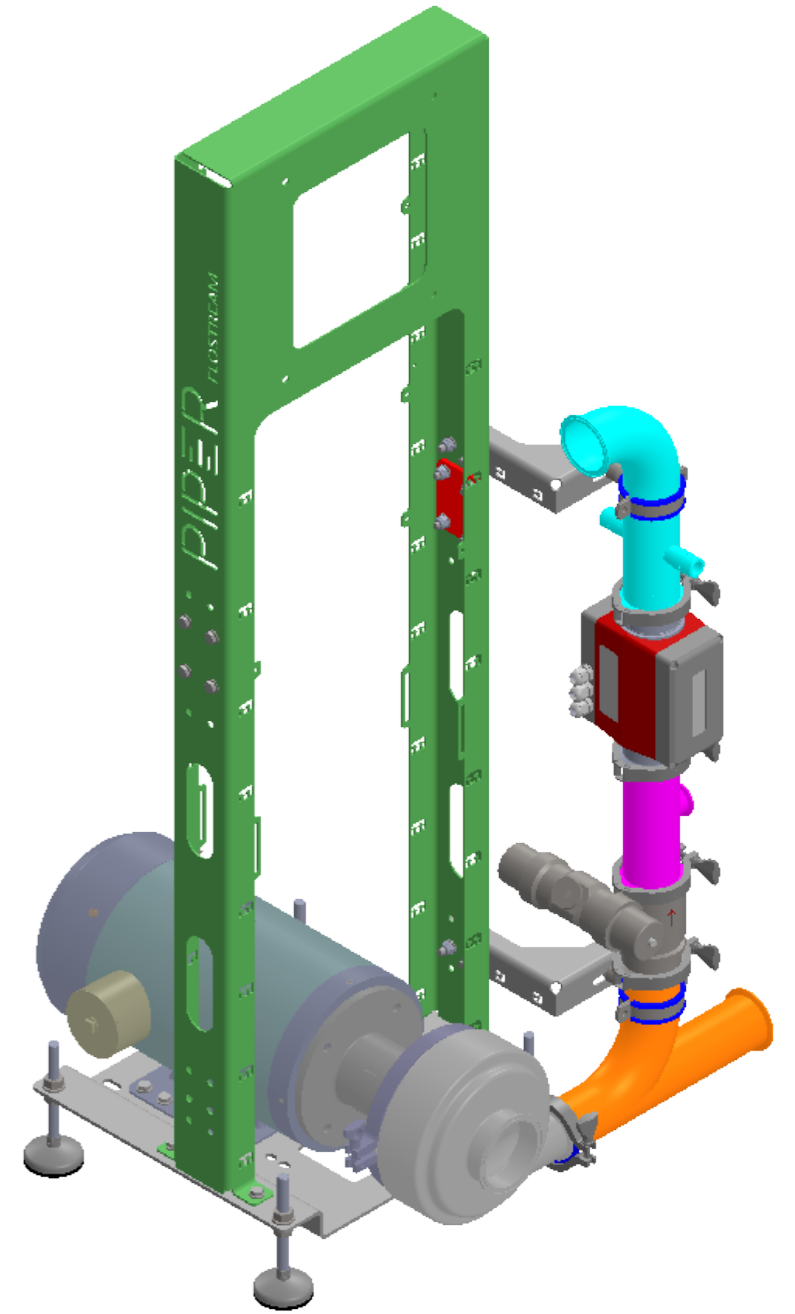
**BOM Table**

DOCUMENT PREVIEW	ITEM NO.	DESCRIPTION	QTY.
	1	3" Triclover Gasket	5
	2	3" Swept Tee	1
	3	3" Triclover Clamp	5
	4	Lumaco 3" BF Valve	1
	5	3" x 1.5" Reducing Tee-Clamped	1
	6	PD340 Flowmeter	1
	7	Double Sensor Spool	1
	8	Rubber Lined Pipe Clip	2
	9	Pipe Clip Bracket	2
	10	M10 x 30 Hex Head A4-80	6
	11	M10 Flat Washer	10
	12	M10 Locknut	4



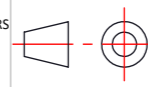
**EXPLODED ISOMETRIC VIEW**

**STEP 5**



**ISOMETRIC VIEW**

UNLESS OTHERWISE SPECIFIED:  
DIMENSIONS ARE IN MILLIMETERS  
TOLERANCES:  
LINEAR: ±2mm  
ANGULAR: ±1°



NAME	DATE
DRAWN BY: R Wilson	18/12/2025
CHK'D BY:	
MATERIAL:	
FINISH:	

THIS DRAWING AND DESIGN REMAINS THE PROPERTY OF PIPER SYSTEMS LTD. IT MAY NOT BE REPRODUCED IN WHOLE OR PART OR USED FOR MANUFACTURING PURPOSES WITHOUT PRIOR WRITTEN CONSENT FROM PIPER SYSTEMS LTD.

**DEBUR AND BREAK SHARP EDGES**

**PIPER**

**EVERY PRECIOUS DROP**

**Piper Systems Ltd.,**  
Unit 3,  
Sunnybank Business Centre  
Bray, Co. Wicklow, Ireland.  
PH:+353 (0)1 282 9844  
www.pipersystems.com

Client:  
**Piper Systems**

Project:  
**6934-ASM-Instructions**

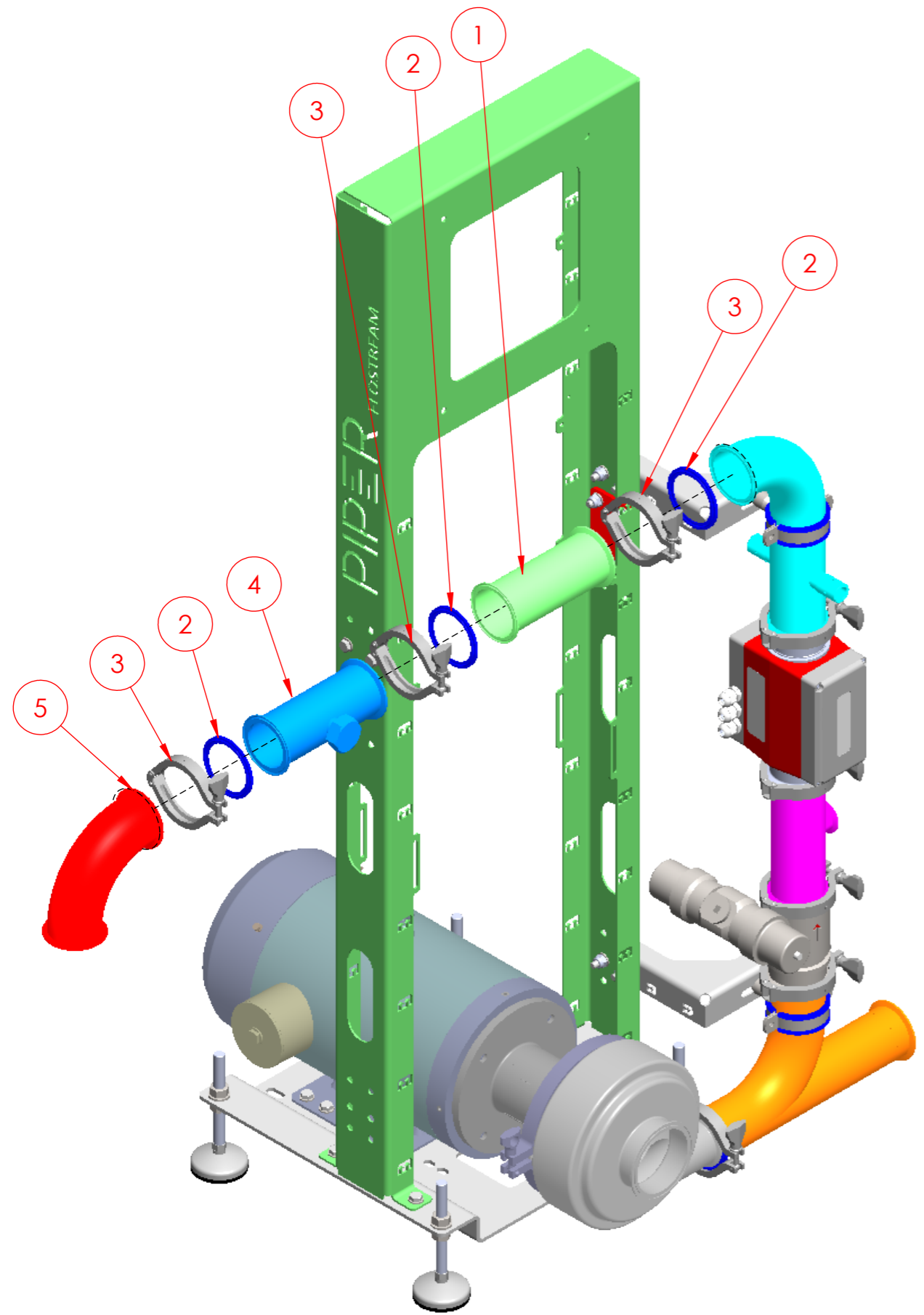
DO NOT SCALE DRAWING

SHEET 7 OF 13

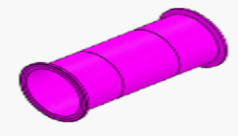

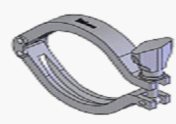
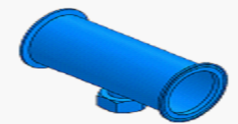

A3

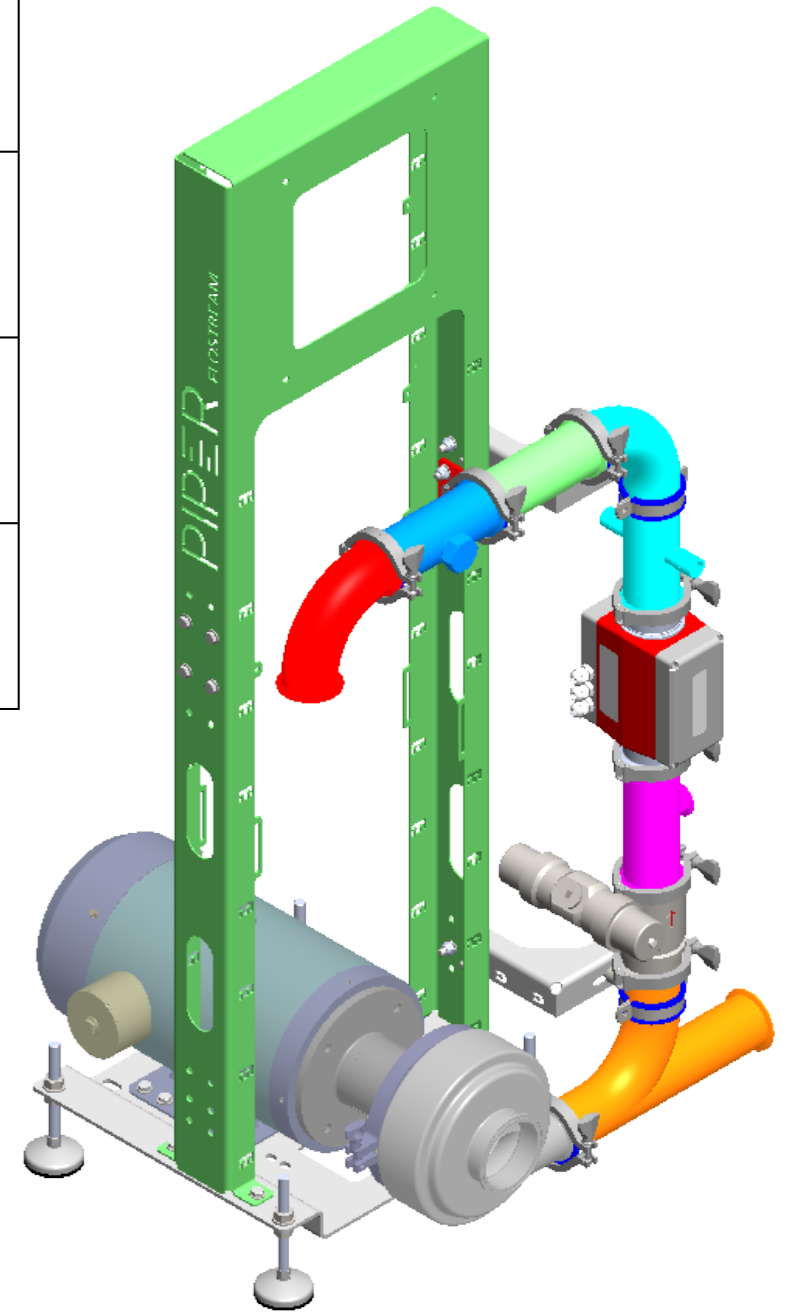
REVISION

# STEP 6



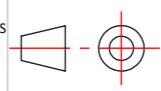
EXPLODED ISOMETRIC VIEW

BOM Table			
DOCUMENT PREVIEW	ITEM NO.	DESCRIPTION	QTY.
	1	Sampling Tee Spool	1
	2	3" Triclover Gasket	3
	3	3" Triclover Clamp	3
	4	7 Port Sampling Tee	1
	5	3" 90 Deg Elbow C_C	1



ISOMETRIC VIEW

UNLESS OTHERWISE SPECIFIED:  
 DIMENSIONS ARE IN MILLIMETERS  
 TOLERANCES:  
 LINEAR: ±2mm  
 ANGULAR: ±1°



NAME	DATE
DRAWN BY: R Wilson	18/12/2025
CHK'D BY:	
MATERIAL:	
FINISH:	

THIS DRAWING AND DESIGN REMAINS THE PROPERTY OF PIPER SYSTEMS LTD. IT MAY NOT BE REPRODUCED IN WHOLE OR PART OR USED FOR MANUFACTURING PURPOSES WITHOUT PRIOR WRITTEN CONSENT FROM PIPER SYSTEMS LTD.

**PIPER** EVERY PRECIOUS DROP




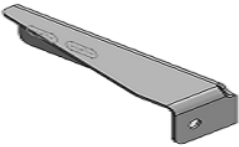
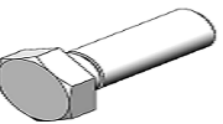
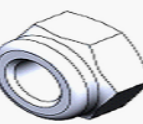
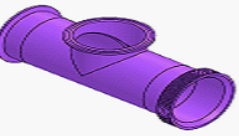
**Piper Systems Ltd.,**  
 Unit 3,  
 Sunnybank Business Centre  
 Bray, Co. Wicklow, Ireland.  
 PH:+353 (0)1 282 9844  
 www.pipersystems.com

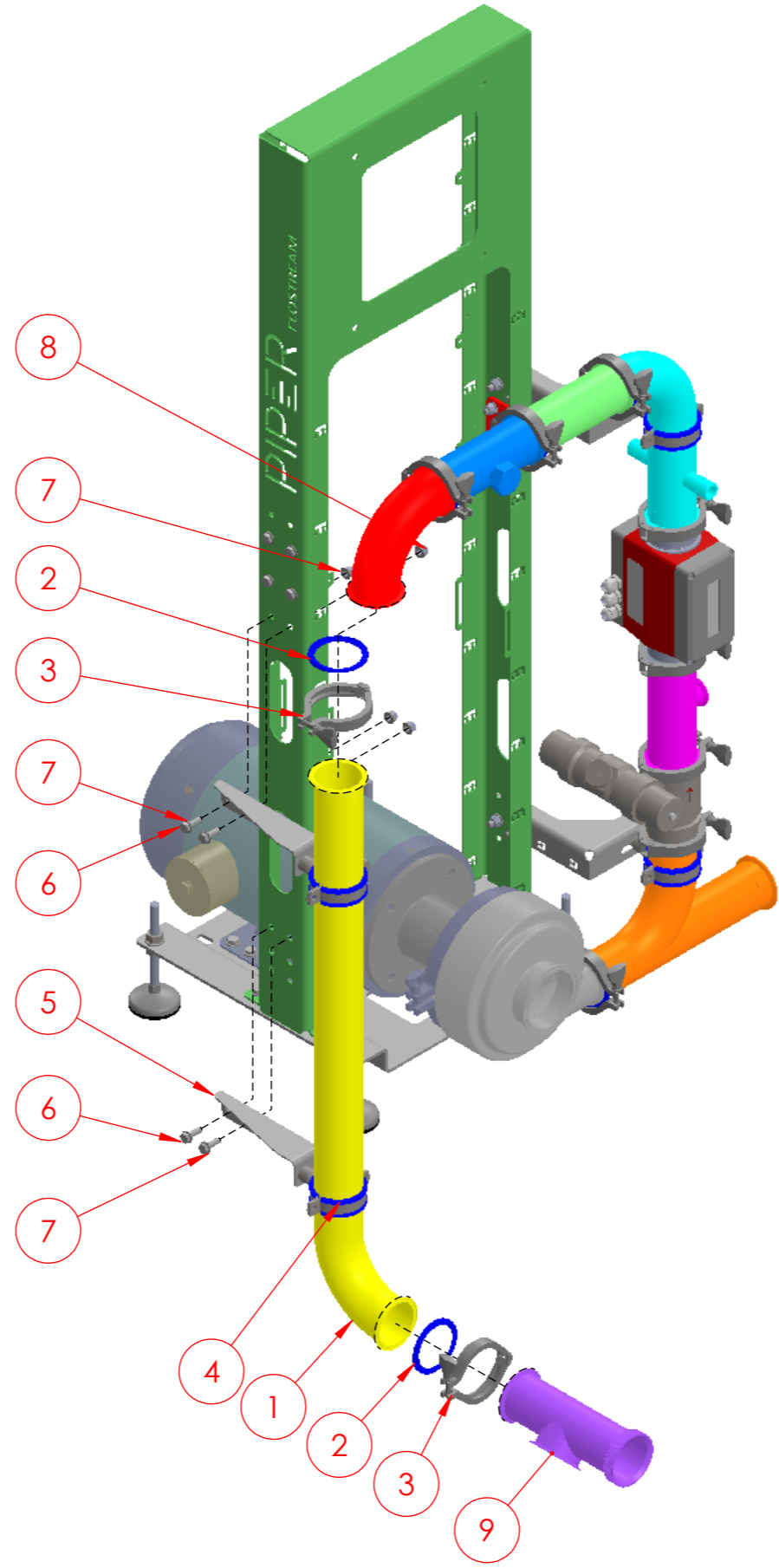
Client:  
**Piper Systems**

Project:  
**6934-ASM-Instructions**


# STEP 7

## BOM Table

DOCUMENT PREVIEW	ITEM NO.	DESCRIPTION	QTY.
	1	Vertical Spool	1
	2	3" Triclover Gasket	2
	3	3" Triclover Clamp	2
	4	Rubber Lined Pipe Clip	2
	5	Pipe Clip Bracket	2
	6	M10 x 30 Hex Head A4-80	4
	7	M10 Flat Washer	8
	8	M10 Locknut	4
	9	End Connection Spool	1

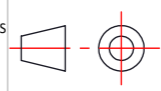


EXPLODED ISOMETRIC VIEW



ISOMETRIC VIEW

UNLESS OTHERWISE SPECIFIED:  
 DIMENSIONS ARE IN MILLIMETERS  
 TOLERANCES:  
 LINEAR: ±2mm  
 ANGULAR: ±1°



# PIPER

**Piper Systems Ltd.,**  
 Unit 3,  
 Sunnybank Business Centre  
 Bray, Co. Wicklow, Ireland.  
 PH:+353 (0)1 282 9844  
[www.pipersystems.com](http://www.pipersystems.com)

NAME	DATE
DRAWN BY: R Wilson	18/12/2025
CHK'D BY:	
MATERIAL:	
FINISH:	

EVERY PRECIOUS DROP

Client:  
**Piper Systems**

THIS DRAWING AND DESIGN REMAINS THE PROPERTY OF PIPER SYSTEMS LTD. IT MAY NOT BE REPRODUCED IN WHOLE OR PART OR USED FOR MANUFACTURING PURPOSES WITHOUT PRIOR WRITTEN CONSENT FROM PIPER SYSTEMS LTD.

Project:  
**6934-ASM-Instructions**

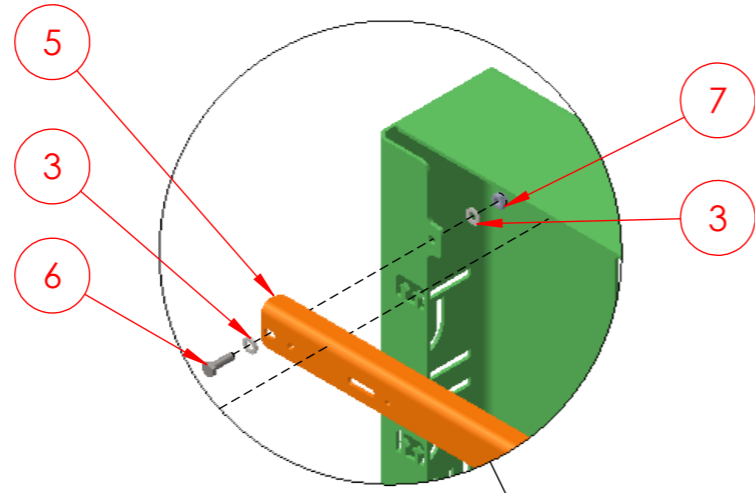
DEBUR AND BREAK SHARP EDGES

DO NOT SCALE DRAWING

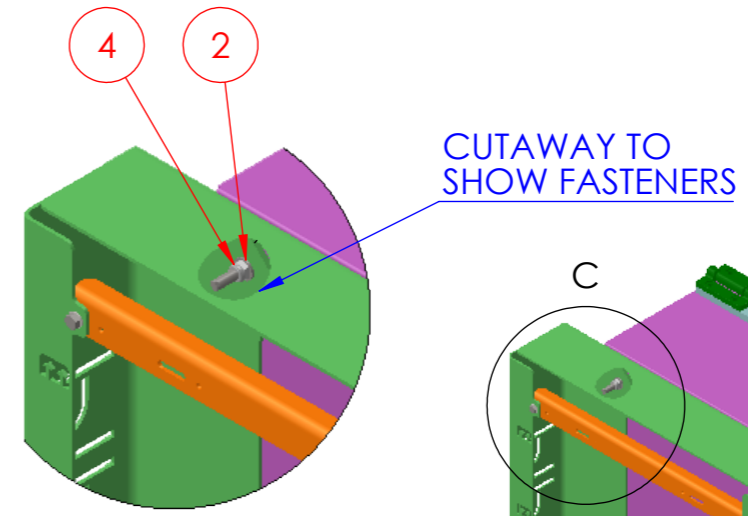
SHEET 9 OF 13

A3  
 REVISION

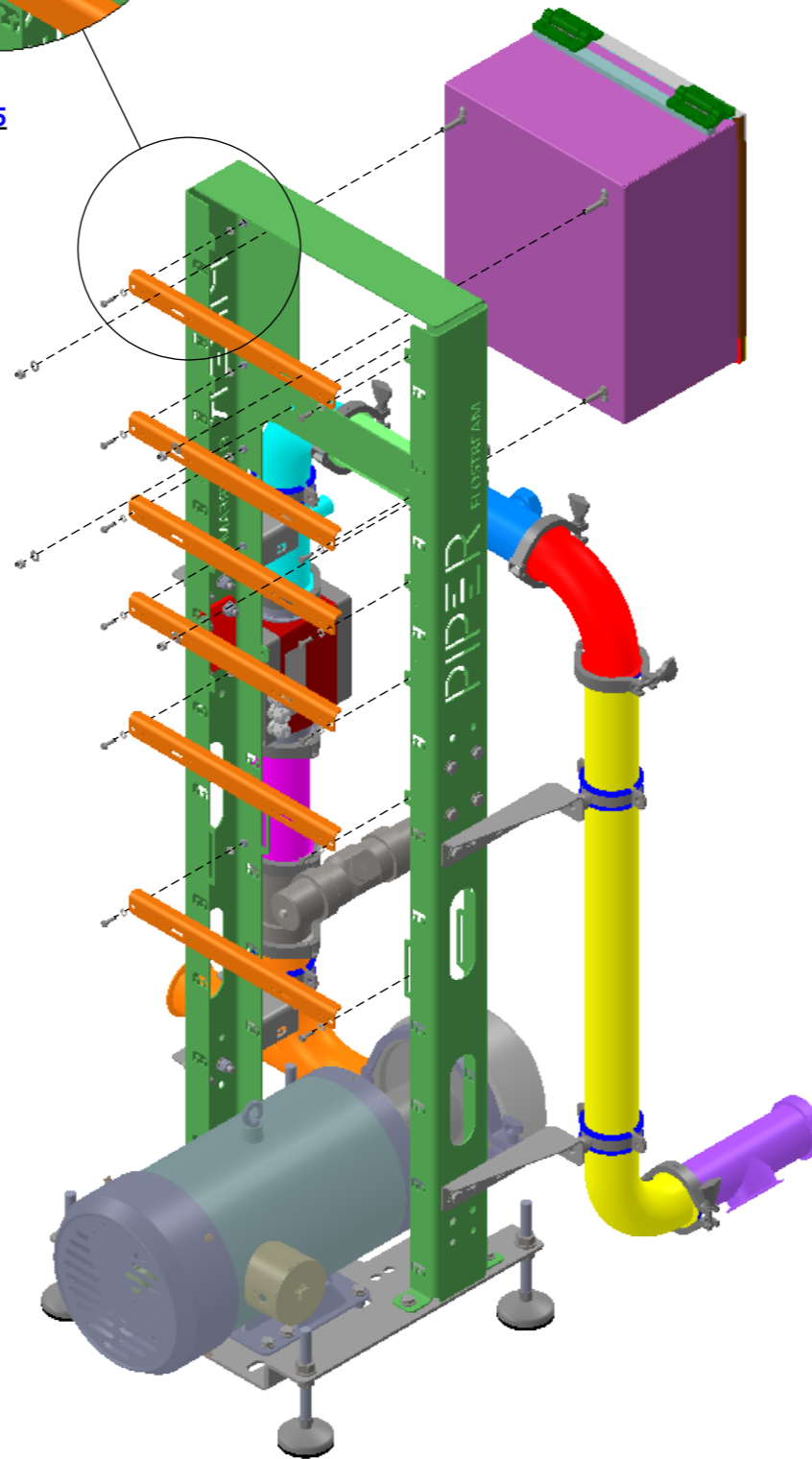
# STEP 8



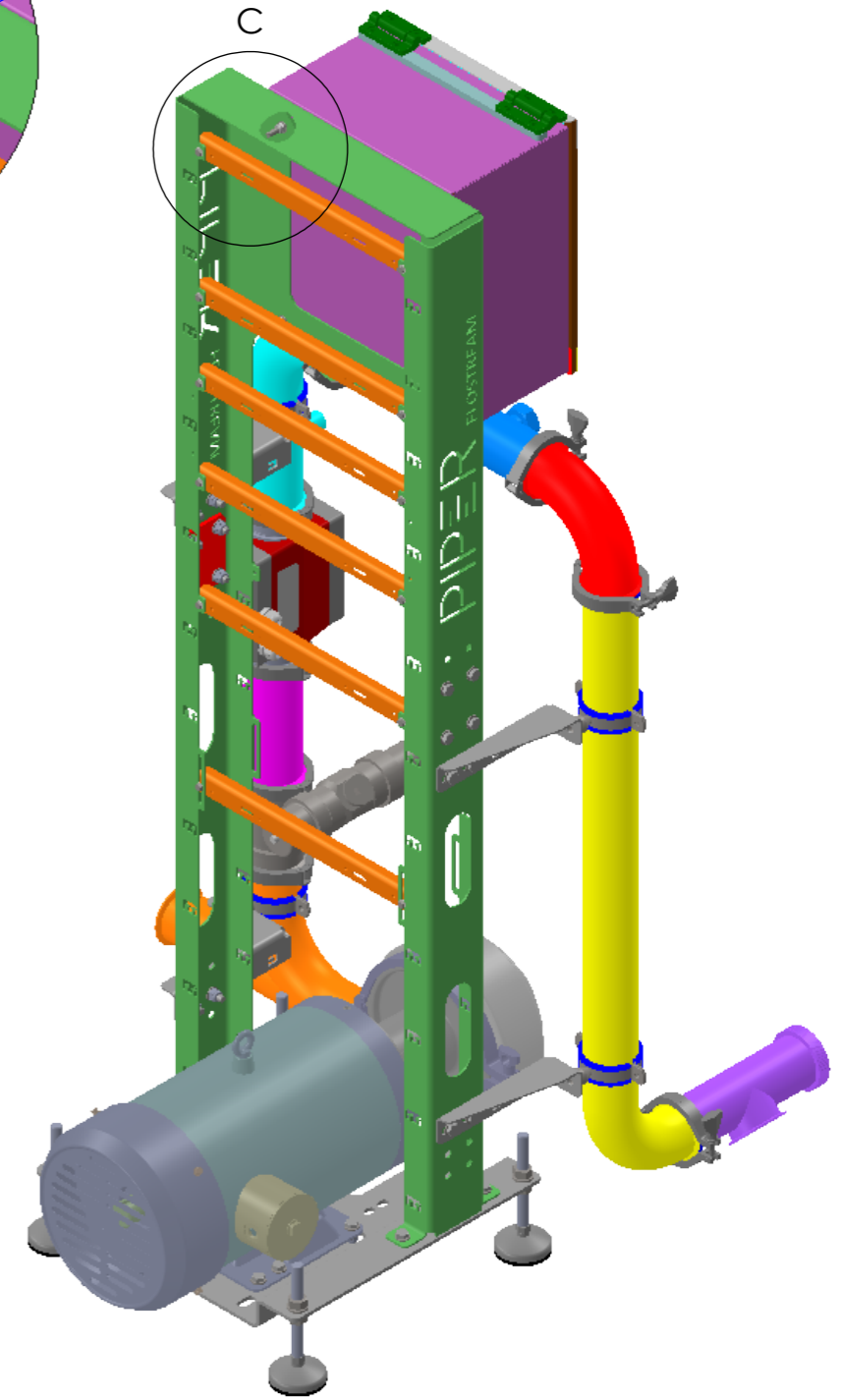
**DETAIL D**  
SCALE 1 : 5



CUTAWAY TO SHOW FASTENERS



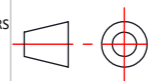
**EXPLODED ISOMETRIC VIEW**



**ISOMETRIC VIEW**

BOM Table			
DOCUMENT PREVIEW	ITEM NO.	DESCRIPTION	QTY.
	1	TS7 Enclosure	1
	2	M8 Flat Washer	4
	3	M6 Flat Washer	24
	4	M8 Locknut	4
	5	Mounting Strap	6
	6	M6 x 20 Hex Bolt	12
	7	M6 Nyloc Nut	12

UNLESS OTHERWISE SPECIFIED:  
DIMENSIONS ARE IN MILLIMETERS  
TOLERANCES:  
LINEAR: ±2mm  
ANGULAR: ±1°



NAME	DATE
DRAWN BY: R Wilson	18/12/2025
CHK'D BY:	
MATERIAL:	
FINISH:	

THIS DRAWING AND DESIGN REMAINS THE PROPERTY OF PIPER SYSTEMS LTD. IT MAY NOT BE REPRODUCED IN WHOLE OR PART OR USED FOR MANUFACTURING PURPOSES WITHOUT PRIOR WRITTEN CONSENT FROM PIPER SYSTEMS LTD.

**DEBUR AND BREAK SHARP EDGES**

**PIPER**  
EVERY PRECIOUS DROP

**Piper Systems Ltd.,**  
Unit 3,  
Sunnybank Business Centre  
Bray, Co. Wicklow, Ireland.  
PH:+353 (0)1 282 9844  
www.pipersystems.com

Client:  
**Piper Systems**

Project:  
**6934-ASM-Instructions**

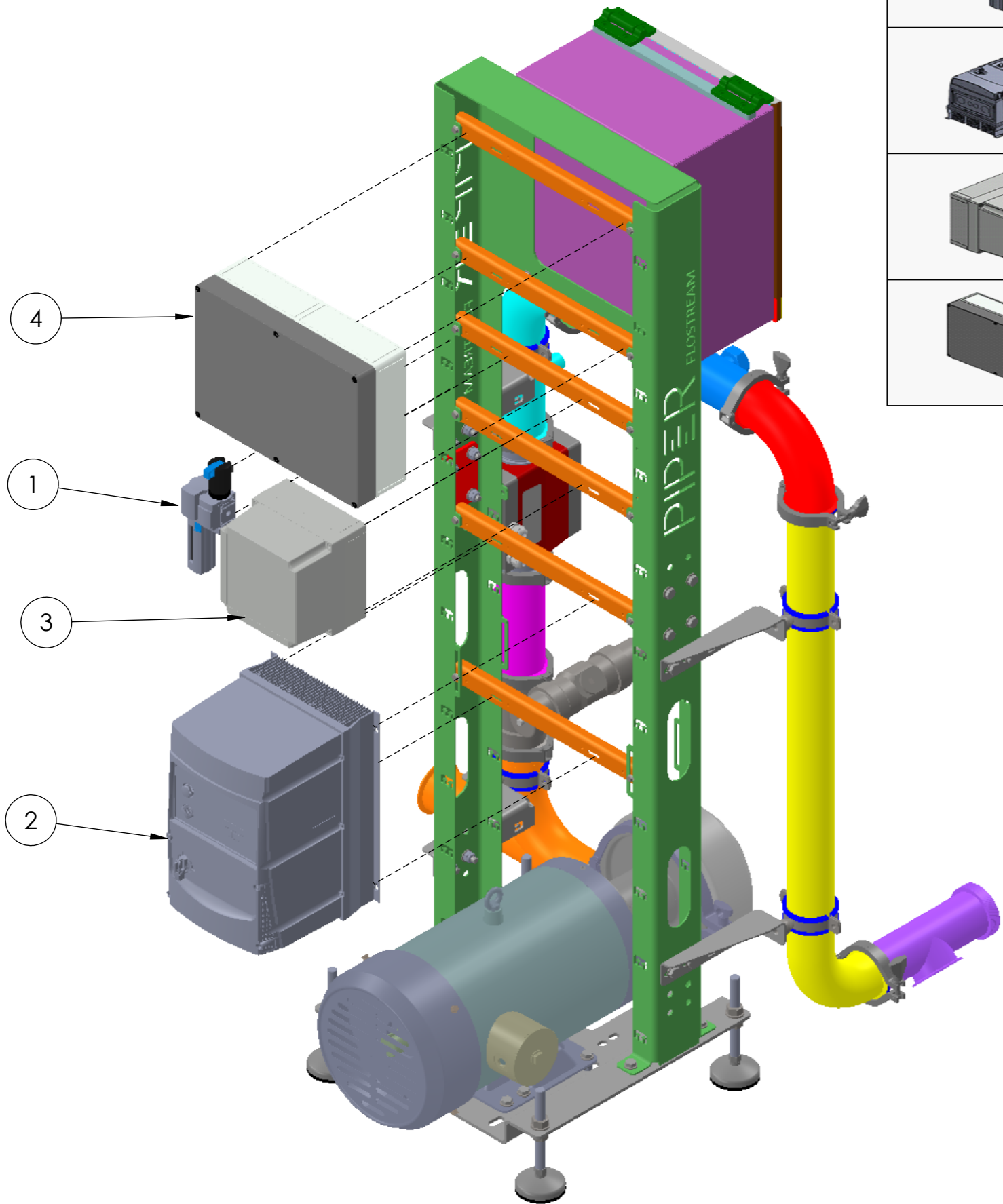
DO NOT SCALE DRAWING

SHEET 10 OF 13



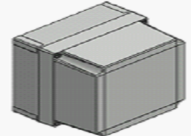
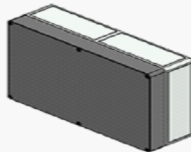
A3

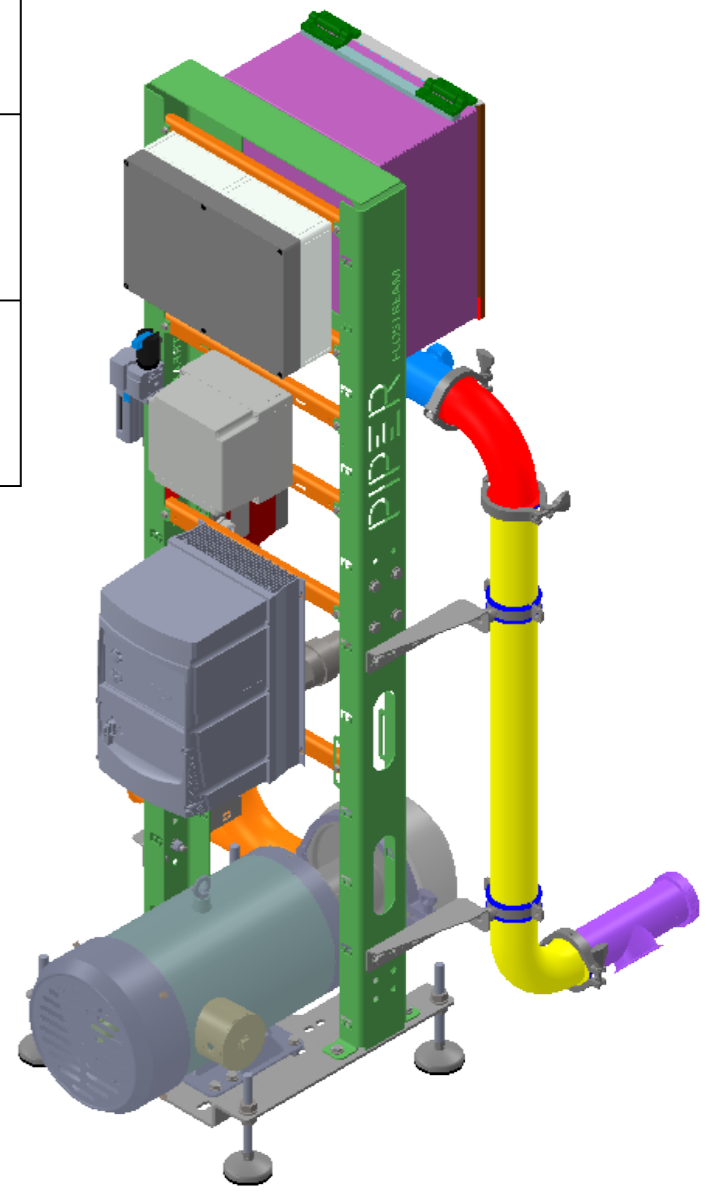
REVISION

# STEP 9



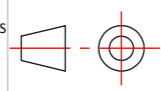
**EXPLODED ISOMETRIC VIEW**

BOM Table			
DOCUMENT PREVIEW	ITEM NO.	DESCRIPTION	QTY.
	1	Air Prep Unit	1
	2	Invertek VSD	1
	3	Electrical Enclosure	1
	4	Air Box	1



**ISOMETRIC VIEW**

UNLESS OTHERWISE SPECIFIED:  
 DIMENSIONS ARE IN MILLIMETERS  
 TOLERANCES:  
 LINEAR: ±2mm  
 ANGULAR: ±1°



NAME	DATE
DRAWN BY: R Wilson	18/12/2025
CHK'D BY:	
MATERIAL:	
FINISH:	




THIS DRAWING AND DESIGN REMAINS THE PROPERTY OF PIPER SYSTEMS LTD. IT MAY NOT BE REPRODUCED IN WHOLE OR PART OR USED FOR MANUFACTURING PURPOSES WITHOUT PRIOR WRITTEN CONSENT FROM PIPER SYSTEMS LTD.

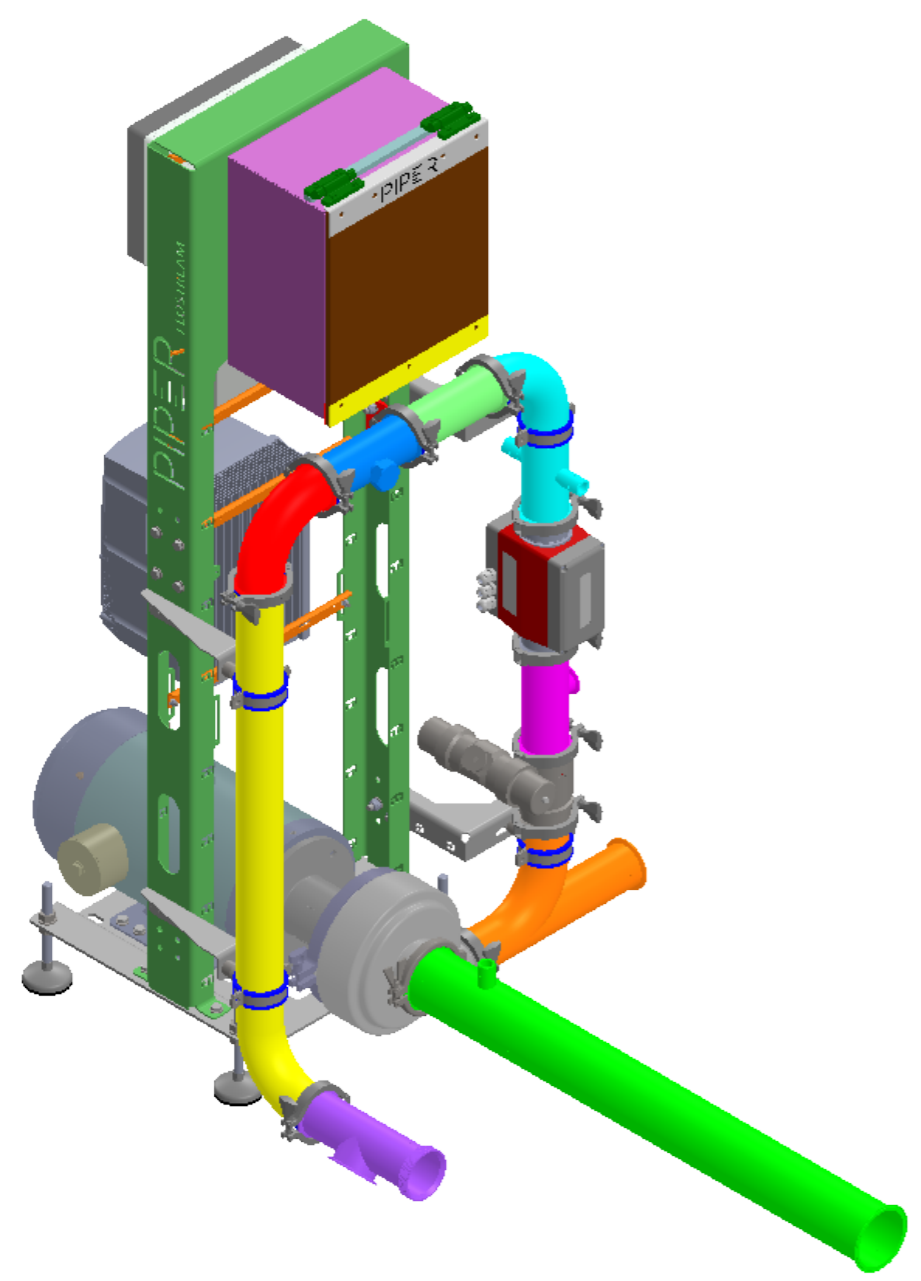
**DEBUR AND BREAK SHARP EDGES**

**PIPER** **Piper Systems Ltd.,**  
 Unit 3,  
 Sunnybank Business Centre  
 Bray, Co. Wicklow, Ireland.  
 PH:+353 (0)1 282 9844  
 www.pipersystems.com

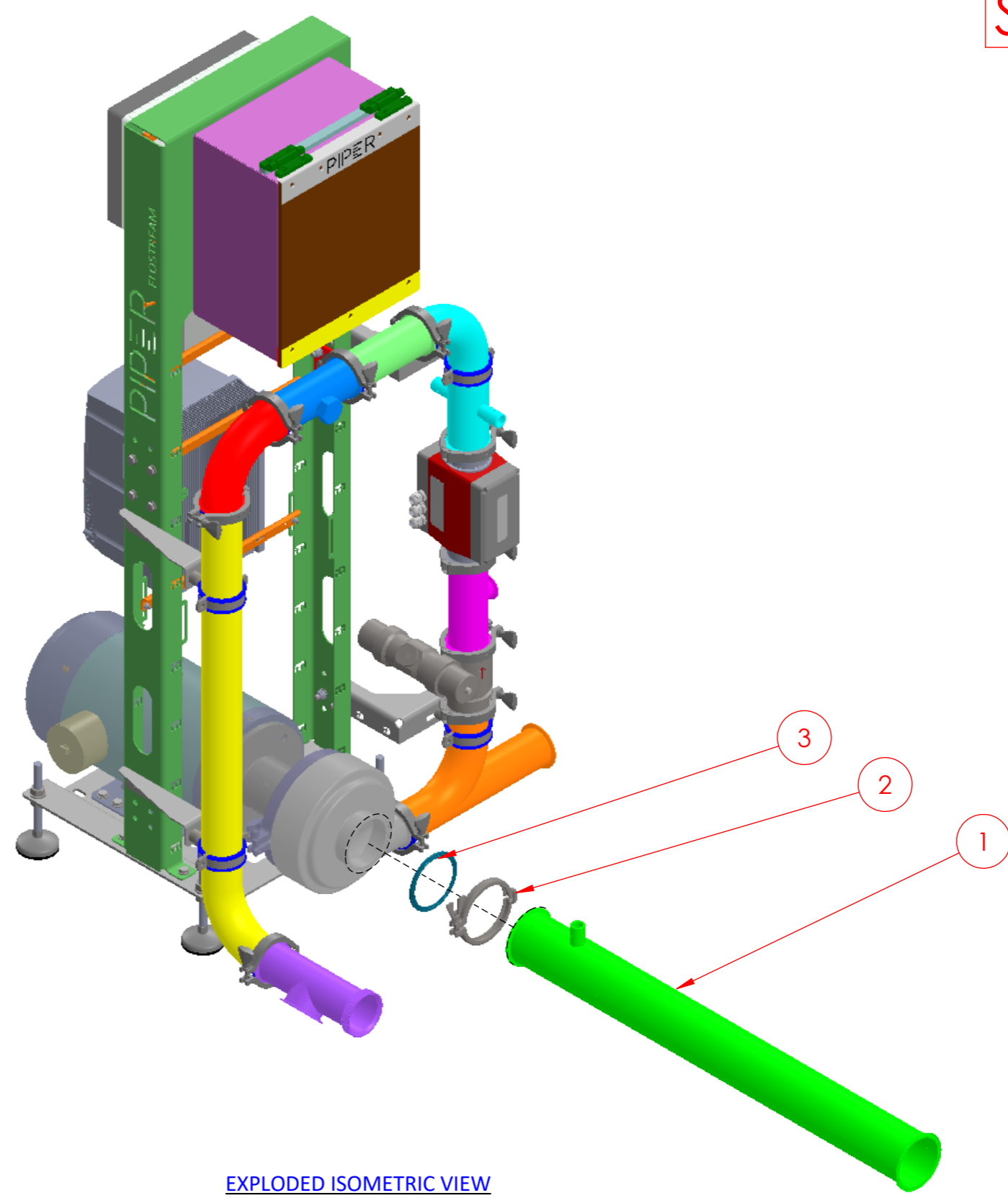
EVERY PRECIOUS DROP	Client: <b>Piper Systems</b>	Project: <b>6934-ASM-Instructions</b>	<b>A3</b>
DO NOT SCALE DRAWING			REVISION
			SHEET 11 OF 13

**BOM Table**

DOCUMENT PREVIEW	ITEM NO.	DESCRIPTION	QTY.
	1	Pump Suction Pipe	1
	2	4" Triclover Clamp	1
	3	4" Triclover Gasket	1



ISOMETRIC VIEW



EXPLODED ISOMETRIC VIEW

UNLESS OTHERWISE SPECIFIED:  
 DIMENSIONS ARE IN MILLIMETERS  
 TOLERANCES:  
 LINEAR: ±2mm  
 ANGULAR: ±1°

NAME	DATE
DRAWN BY: R Wilson	18/12/2025
CHK'D BY:	
MATERIAL:	
FINISH:	

THIS DRAWING AND DESIGN REMAINS THE PROPERTY OF PIPER SYSTEMS LTD. IT MAY NOT BE REPRODUCED IN WHOLE OR PART OR USED FOR MANUFACTURING PURPOSES WITHOUT PRIOR WRITTEN CONSENT FROM PIPER SYSTEMS LTD.

**DEBUR AND BREAK SHARP EDGES**

**PIPER** EVERY PRECIOUS DROP

Piper Systems Ltd.,  
 Unit 3,  
 Sunnybank Business Centre  
 Bray, Co. Wicklow, Ireland.  
 PH:+353 (0)1 282 9844  
 www.pipersystems.com

Client:  
**Piper Systems**




Project:  
**6934-ASM-Instructions**

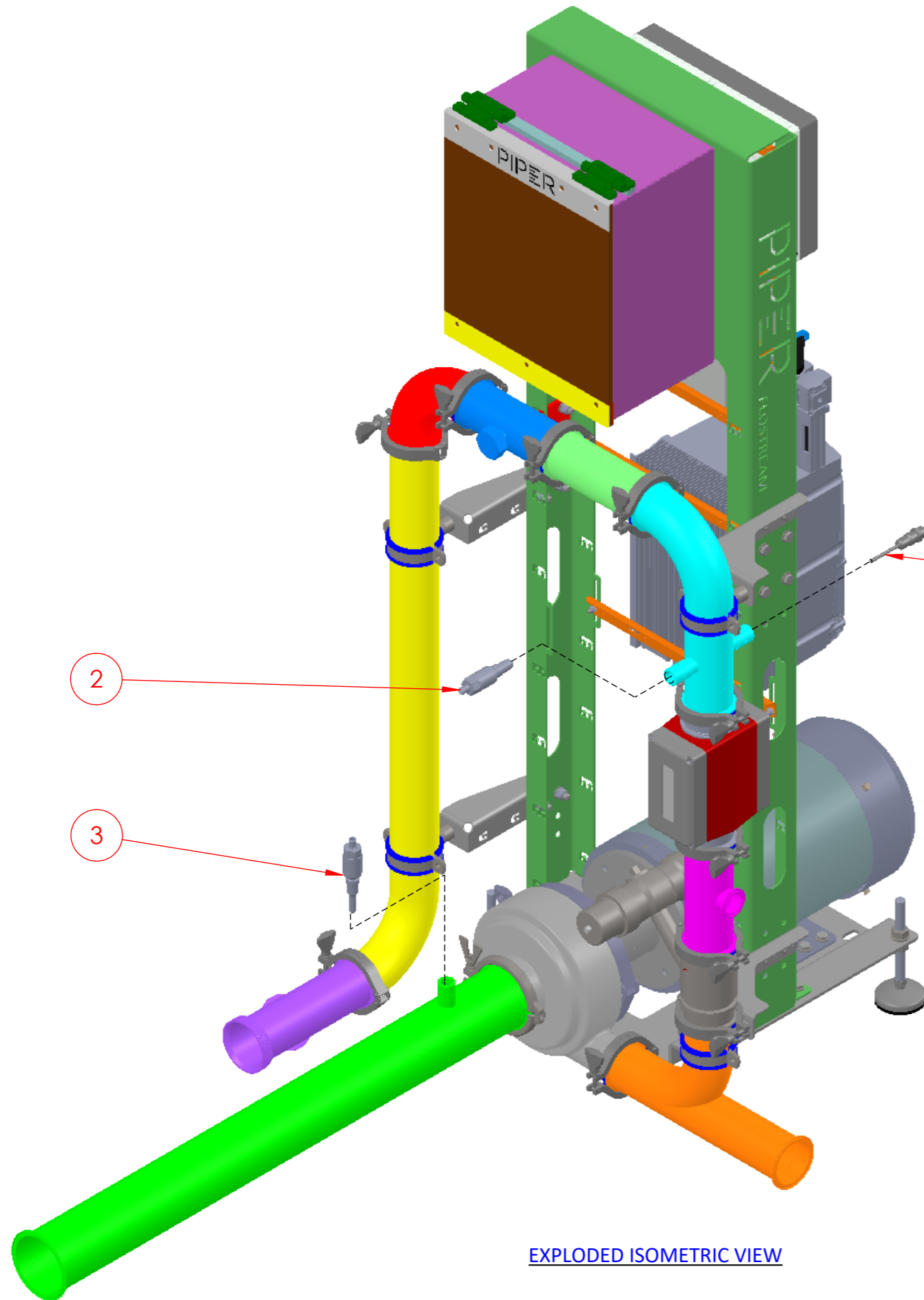
DO NOT SCALE DRAWING

SHEET 12 OF 13

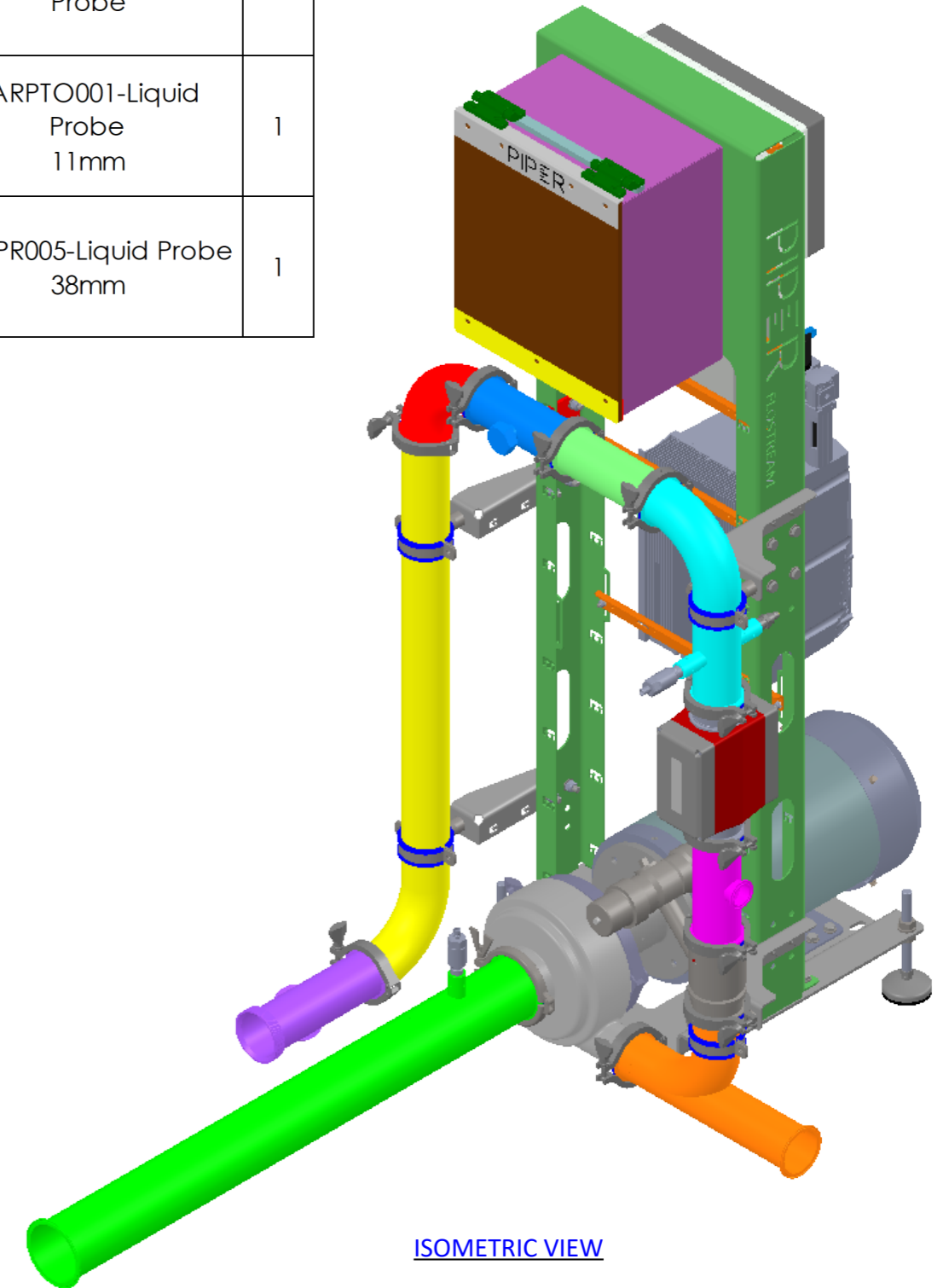
A3  
 REVISION

# STEP 11

BOM Table			
DOCUMENT PREVIEW	ITEM NO.	DESCRIPTION	QTY.
	1	PARPRO0002-Temp Probe	1
	2	PARPTO001-Liquid Probe 11mm	1
	3	PARPR005-Liquid Probe 38mm	1

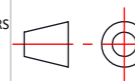


EXPLODED ISOMETRIC VIEW



ISOMETRIC VIEW

UNLESS OTHERWISE SPECIFIED:  
DIMENSIONS ARE IN MILLIMETERS  
TOLERANCES:  
LINEAR:  $\pm 2\text{mm}$   
ANGULAR:  $\pm 1^\circ$



NAME	DATE
DRAWN BY: R Wilson	18/12/2025
CHK'D BY:	
MATERIAL:	
FINISH:	

**PIPER**  
EVERY PRECIOUS DROP

Piper Systems Ltd.,  
Unit 3,  
Sunnybank Business Centre  
Bray, Co. Wicklow, Ireland.  
PH:+353 (0)1 282 9844  
www.pipersystems.com

THIS DRAWING AND DESIGN REMAINS THE PROPERTY OF PIPER SYSTEMS LTD. IT MAY NOT BE REPRODUCED IN WHOLE OR PART OR USED FOR MANUFACTURING PURPOSES WITHOUT PRIOR WRITTEN CONSENT FROM PIPER SYSTEMS LTD.

Client:  
Piper Systems

Project:  
6934-ASM-Instructions

DEBUR AND BREAK SHARP EDGES

DO NOT SCALE DRAWING

SHEET 13 OF 13

A3

REVISION