

# PIPER

EVERY PRECIOUS DROP

US FLOSTREAM /  
SILOSTREAM  
SAMPLING  
APPENDIX 1

---

# REASON FOR THE CHANGE: OPPORTUNITY TO USE TRADITIONAL VIALS AND REDUCE COST

## APPARATUS: OLD VS NEW




Old: Tru-Draw vial with needle and tube attached




New: Regular vial with separate needle and tube

## New: Sampling Unit




# "OPEN VIAL" SAMPLE INSERTING THE VIAL-TUBE-NEEDLE


## 1. TUBE FIRST




INSERT TUBE INTO  
PINCH CLAMP AND  
PRESS IN FULLY



WRAP AROUND WHEEL  
PUTTING LIGHT TENSION  
ON THE TUBE



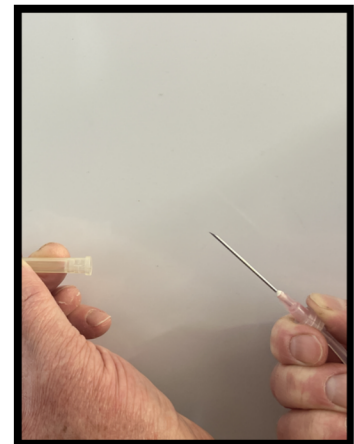
CLIP THE CAM  
ARM DOWN



CLAMP THE TUBE  
IN PLACE



WIPE SEPTUM WITH  
ALCOHOL WIPE



REMOVE NEEDLE  
COVER



INSERT NEEDLE INTO  
UNUSED SEPTUM PORT

# "OPEN VIAL" SAMPLE INSERTING THE VIAL-TUBE-NEEDLE

## 2. VIAL SECOND




INSERT CLOSED VIAL INTO  
HOLDER, WITH LID HINGE ON RHS




OPEN VIAL LID




SNAP COVER INTO PLACE



WHEN READY TO  
SAMPLE REMOVE RED  
PROTECTIVE CAP




SLIDE AND LOCK THE  
SAMPLE HOLDER INTO  
PLACE




YOU'RE READY TO  
SAMPLE

# "OPEN VIAL" SAMPLE REMOVING THE VIAL-TUBE-NEEDLE


## 1. VIAL FIRST



UNCLAMP THE HOLDER



REMOVE THE HOLDER



REMOVE THE COVER

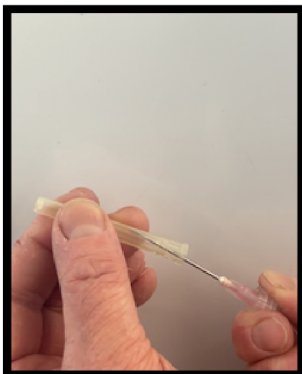


CLOSE THE VIAL



STORE THE SAMPLE  
IMMEDIATELY


## 2. TUBE SECOND



RECAP THE NEEDLE



UNCLIP THE TUBE FROM  
THE SAMPLER



DISPOSE OF NEEDLE AND  
TUBE IN SHARPS BIN

# "OPEN VIAL" SAMPLE CLEANING THE EQUIPMENT


EACH TIME YOU SAMPLE



ALWAYS WASH  
YOUR HANDS



WIPE SEPTUM WITH  
ALCOHOL WIPE



WIPE THE SAMPLE COVER WITH  
AN ALCOHOL WIPE... MAKE SURE  
TO PROPERLY CLEAN THE HOLE

TO CLEAN THE SAMPLE HOLDER



UNSCREW THE PARTS AND WASH WITH WARM SOAPY  
WATER. DRY WELL AND SCREW BACK TOGETHER.

## DOS AND DON'TS



- WASH HANDS
- CLEAN SNAP ON SAMPLE LID WITH ALCOHOL WIPE
- WIPE SEPTUM WITH ALCOHOL WIPE
- USE AN UNUSED SEPTUM PORT



- DO NOT TOUCH TIP OF TUBE WITH HANDS
- DO NOT TOUCH LID OR ANY INTERNAL PART OF VIAL WITH HANDS